

ALARM VALVE 4" MODEL "B" Flange/Flange



Listed by: Underwriters Laboratories Inc.
Underwriters Laboratories of Canada
Approved by: Factory Mutual

"ASTRA" 4" ALARM VALVE MODEL "B" Flange/Flange

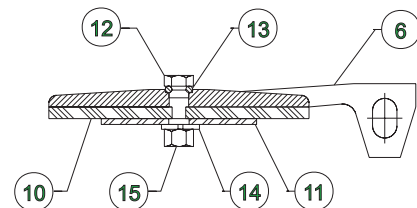
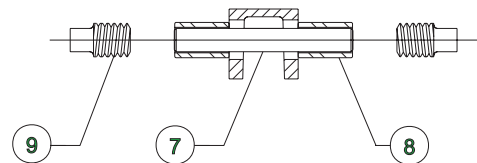
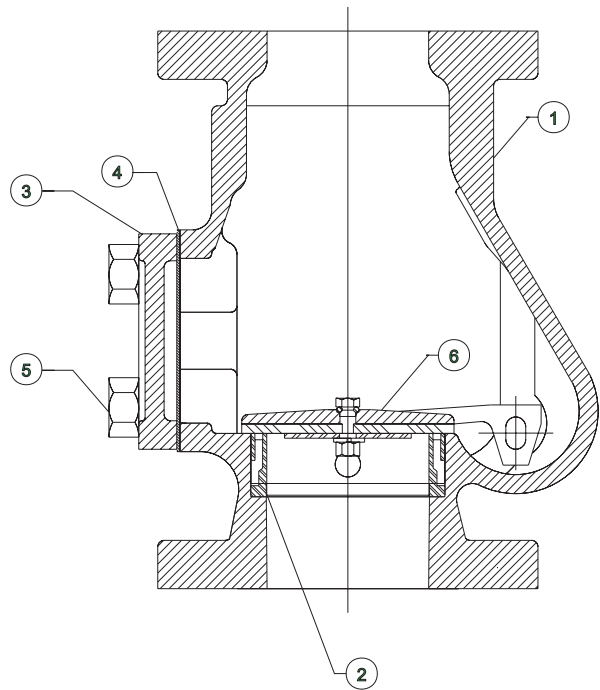
DESCRIPTION AND OPERATION

The "Astra" 4" Alarm Valve model "B" must be installed vertically in the main supply to a wet type sprinkler system. Where water pressure fluctuates, such as encountered with city water supplies, variable pressure trim including an Excess Pressure Pump must be used. For installations where water pressure does not fluctuate, such as tank supplies, constant pressure trim is used without the need of an Excess Pressure Pump.

When installing the trim care must be taken so that the arrow on the body of the check valve is pointing in the proper direction. The arrow on the body of the 1/2" check valve **must** point toward the alarm valve body.

Parts list

ITEM	Part No.	DWG. No.	DESCRIPTION
1	AV-10-1	AVB 4005	Body
2	AV-10-7	AV 4011	Water seat
3	AV-10-2	AV 4007	Cover
4	AV-10-17	AV 4019	Cover gasket
5	AV-10-3	AV 4008	Cover Bolts
6	AV-10-19	AV 4010	Clapper
7	AV-10-9	AV 4013	Clapper Pin
8	AV-10-8	AV 4012	Bushing
9	AV-10-10	AV 4014	Plug
10	AV-10-16	AV 4018	Clapper gasket
11	AV-10-14	AV 4016	Seal retainer
12	AV-10-11	AV 4015	Bolt
13	AV-10-15	AV 4017	"O" Ring
14	AV-10-13	AV 4015	Lockwasher
15	AV-10-12	AV 4015	Nut



4" Alarm Valve Model "B"	
Face to face	8 7/8"
Weight	55 lbs.

4" ALARM TRIM (ASTRA) (TO USE WITH RETARD CHAMBER)

