



TECHNICAL DATA

MIRAGE® STANDARD AND QR CONCEALED PENDENT SPRINKLER VK462 AND HP SPRINKLER VK463 (K5.6)

The Viking Corporation, 210 N Industrial Park Road, Hastings MI 49058

Telephone: 269-945-9501 Technical Services 877-384-5464 Fax: 269-945-4495 Email: techsvcs@vikingcorp.com

1. DESCRIPTION

Viking Mirage® Standard and Quick Response Concealed Pendent Sprinkler VK462 and HP Sprinkler VK463 are thermosensitive glass-bulb spray sprinklers designed for installation on concealed pipe systems where the appearance of a smooth ceiling is desired.

The sprinkler is pre-assembled with a threaded adapter for installation with a low-profile cover assembly that provides up to ½" (12.7 mm) of vertical adjustment. The two-piece design allows installation and testing of the sprinkler prior to installation of the cover plate. The "push-on", "thread-off" design of the concealed cover plate assembly allows easy installation of the cover plate after the system has been tested and the ceiling finish has been applied. The cover assembly can be removed and reinstalled, allowing temporary removal of ceiling panels without taking the sprinkler system out of service or removing the sprinkler.



2. LISTINGS AND APPROVALS

cULus Listed: Category VNIV

FM Approval: Class 2015

NYC Approved: MEA 89-92-E, Volume 32

LPC Approved: Ref. No. 096e/12

CE Certified: Standard EN 12259-1, EC-certificate of conformity 0832-CPD-2032

Refer to the Approval Chart on page 54c and Design Criteria on page 54d for cULus Listing requirements that must be followed.

3. TECHNICAL DATA

Specifications:

Available since 2006.

Minimum Operating Pressure: 7 psi (0.5 bar)

Maximum Working Pressure: Sprinkler VK463 is rated for use with water working pressures ranging from the minimum 7 psi (0.5 bar) up to 250 psi (17.2 bar) for high-pressure systems. High-pressure (HP) sprinklers can be identified by locating "250" stamped on the deflector. Sprinkler VK462 is rated to a maximum 175 psi (12 bar) wwp.

Factory tested hydrostatically to 500 psi (34.5 bar)

Testing: U.S.A. Patent No. 4,831,870

Thread size: 1/2" (15 mm) NPT

Nominal K-Factor: 5.6 U.S. (80.6 metric*)

*Metric K-factor measurement shown is when pressure is measured in Bar. When pressure is measured in kPa, divide the metric K-factor shown by 10.0.

Glass-bulb fluid temperature rated to -65 °F (-55 °C)

Patents Pending

Material Standards:

Sprinkler Body: Brass UNS-C84400

Deflector: Copper UNS-C19500 for Sprinkler VK462

Phosphor Bronze UNS-C51000 for Sprinkler VK463

Deflector Pins: Stainless Steel Alloy

Bulb: Glass, nominal 3 mm diameter

Pip Cap and Insert Assembly: Copper UNS-C11000 and Stainless Steel UNS-S30400

Button: Brass UNS-C36000

Screws: 18-8 Stainless Steel


Belleville Spring Sealing Assembly: Nickel Alloy, coated on both sides with Teflon Tape

Yoke: Phosphor Bronze UNS-C51000

Cover Adapter: Cold Rolled Steel UNS-G10080, Finish: Clear Chromate over Zinc Plating

Viking Technical Data may be found on
The Viking Corporation's Web site at
<http://www.vikinggroupinc.com>.
The Web site may include a more recent
edition of this Technical Data Page.

Cover Assembly Materials:



The Viking Corporation, 210 N Industrial Park Road, Hastings MI 49058

Telephone: 269-945-9501 Technical Services 877-384-5464 Fax: 269-945-4495 Email: techsvcs@vikingcorp.com

Cover: Copper UNS-C11000

Base: Brass UNS-C26000 or UNS-C26800

Springs: Nickel Alloy

Solder: Eutectic

Ordering Information: (Also refer to the current [Viking price list](#).)

Viking Mirage® Standard and Quick Response Concealed Pendent Sprinklers and Cover Plate Assemblies must be ordered separately:

Sprinkler: Base Part No. 13503A, 14697A, or HP Base Part No. 13667A

Specify sprinkler temperature rating by adding the appropriate suffix for the temperature rating to the base part number:

Temperature Suffix (°F/°C): 155°/68° = B, 175°/79° = D, 200°/93° = E

For example, sprinkler VK463 with a 155 °F/68 °C temperature rating = 13667AB.

Cover Plate Assembly: Base Part No. 13504 (2-3/4" diameter) or Base Part No. 13642 (3-5/16" diameter)

Specify finish and temperature rating of the cover plate assembly by first adding the appropriate suffix for the finish and then the appropriate suffix for the cover temperature rating to the base part number:

Finish Suffix: Polished Chrome = F, Painted White = M-/SW1004, Painted Ivory = M-/SW1634, Painted Black = M-/SW1007

Temperature Suffix (°F/°C): 135°/57° UL (139°/59° FM) = A, 165°/74° = C

For example, cover 13504 with a Polished Chrome finish and a 165 °F/74 °C temperature rating = 13504FC.

Available Finishes And Temperature Ratings:

Refer to Table 1

Accessories: (Also refer to the "Sprinkler Accessories" section of the Viking data book.)

Sprinkler Wrenches:**

A. Heavy Duty Wrench Part No. 14047W/B (available since 2006), or

B. Head Cabinet Wrench Part No. 14031*** (available since 2006)

C. Optional Concealed Cover Plate Installer Tool Part No. 14412 for cover 13504, or Part No. 14867 for the large diameter cover (available since 2007)

Requires a 1/2" ratchet (not available from Viking). *Optional for removal of the protective cap. Ideal for sprinkler cabinets.

Sprinkler Cabinet: Part No. 01731A, Capacity: five (5) sprinklers (available since 1971)

4. INSTALLATION

Refer to appropriate NFPA Installation Standards.

5. OPERATION

During fire conditions, when the temperature around the sprinkler approaches its operating temperature, the cover plate detaches. Continued heating of the exposed sprinkler causes the heat-sensitive liquid in the glass bulb to expand and the bulb to shatter, releasing the yoke, pip-cap and sealing spring assembly. Water flowing through the sprinkler orifice strikes the sprinkler deflector, forming a uniform spray pattern to extinguish or control the fire.

6. INSPECTIONS, TESTS AND MAINTENANCE


Refer to NFPA 25 for Inspection, Testing and Maintenance requirements.

7. AVAILABILITY

Viking Sprinklers VK462 and VK463 are available through a network of domestic and international distributors. See The Viking Corporation web site for the closest distributor or contact The Viking Corporation.

8. GUARANTEE

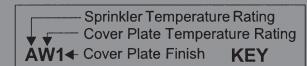
For details of warranty, refer to Viking's current list price schedule or contact Viking directly.

	<h2 style="margin: 0;">TECHNICAL DATA</h2>	MIRAGE® STANDARD AND QR CONCEALED PENDENT SPRINKLER VK462 AND HP SPRINKLER VK463 (K5.6)
---	--	--

The Viking Corporation, 210 N Industrial Park Road, Hastings MI 49058
 Telephone: 269-945-9501 Technical Services 877-384-5464 Fax: 269-945-4495 Email: techsvcs@vikingcorp.com

Approval Chart

Mirage® Concealed Pendent Sprinklers VK462 and VK463



Sprinkler Base Part Number ¹	SIN	NPT Thread Size		Nominal K-Factor		Maximum Water Working Pressure	Overall Length (Sprinkler Body)		Listings and Approvals ⁴ (Refer also to Design Criteria on page 54d.)					
		Inch	mm	U.S.	metric ²		Inches	mm	cULus ⁵	FM	NYC ⁶	LPCB	CE ⁷	
Standard Response Applications														
13503A	VK462	1/2"	15	5.6	80.6	175 psi (12 bar)	2-3/16"	56	--	AW1, BX1	--	--	--	--
14697A	VK462	1/2"	15	5.6	80.6	175 psi (12 bar)	2-3/16"	56	--	--	--	AW2, BX2	AW2, BX2	--
Quick Response Applications														
13503A	VK462	1/2"	15	5.6	80.6	175 psi (12 bar)	2-3/16"	56	AW1, BX1	--	AW1, BX1	--	--	--
14697A	VK462	1/2"	15	5.6	80.6	175 psi (12 bar)	2-3/16"	56	AW1, BX1	--	AW1, BX1	--	--	--
13667A	VK463	1/2"	15	5.6	80.6	250 psi (17.2 bar) ³	2-3/16"	56	AW1, BX1	--	AW1, BX1	--	--	--
Sprinkler Temperature Ratings A - 155 °F (68 °C) B - 175 °F (79°C) and 200 °F (93 °C)				Cover Plate Assembly Temp. Ratings⁸ W - 135 °F (57 °C) UL Listed cover 13504 ¹ or 13642 ¹ (large diameter) <i>FM Approved as 139 °F (59 °C)</i> X - 165 °F (74 °C) cover 13504 ¹ or 13642 ¹ (large diameter)				Finishes of the Cover Plate Assembly⁹ 1 - Polished Chrome, Painted White, Painted Ivory, or Painted Black 2 - Polished Chrome, Painted White						

Footnotes

- ¹ Part number shown is the base part number. For complete part number, refer to current Viking price list schedule.
 - ² Metric K-factor measurement shown is when pressure is measured in Bar. When pressure is measured in kPa, divide the metric K-factor shown by 10.0.
 - ³ The Water Working Pressure rating is stamped on the deflector.
 - ⁴ This chart shows the listings and approvals available at the time of printing. Other approvals may be in process. Check with the manufacturer for any additional approvals.
 - ⁵ Listed by Underwriter's Laboratories for use in the U.S. and Canada.
 - ⁶ Accepted for use, City of New York Department of Buildings, MEA Number 89-92-E, Vol. 32.
 - ⁷ CE Certified, Standard EN 12259-1, EC-certificate of conformity 0832-CPD-2032.
 - ⁸ The 135/139 °F cover has an orange label. The 165 °F cover has a white label.
 - ⁹ Painted finish consists of Polyester Baked Enamel. Other paint colors are available on request with the same listings as the standard paint colors. Listings and approvals apply for any paint manufacturer. Contact Viking for additional information.
- NOTE: Custom colors are indicated on a label inside the cover assembly. Refer to Figure 1.

TABLE 1: AVAILABLE SPRINKLER TEMPERATURE RATINGS AND FINISHES

Sprinkler Temperature Classification	Sprinkler Nominal Temperature Rating ¹	Maximum Ambient Ceiling Temperature ²	Temperature Rating of Cover Assembly (Required)	Bulb Color
Ordinary	155 °F (68 °C)	100 °F (38 °C)	135 °F (57 °C) UL 139 °F (59 °C) FM	Red
Intermediate	175 °F (79 °C)	150 °F (65 °C)	165 °F (74 °C)	Yellow
Intermediate	200 °F (93 °C)	150 °F (65 °C)	165 °F (74 °C)	Green

Cover Plate Finishes: Polished Chrome, Painted White, Painted Ivory, or Painted Black

Footnotes

- ¹ The sprinkler temperature rating is stamped on the sprinkler deflector.
- ² Based on NFPA-13. Other limits may apply, depending on fire loading, sprinkler location, and other requirements of the Authority Having Jurisdiction. Refer to specific installation standards.



TECHNICAL DATA

MIRAGE® STANDARD AND QR CONCEALED PENDENT SPRINKLER VK462 AND HP SPRINKLER VK463 (K5.6)

The Viking Corporation, 210 N Industrial Park Road, Hastings MI 49058

Telephone: 269-945-9501 Technical Services 877-384-5464 Fax: 269-945-4495 Email: techsvcs@vikingcorp.com

DESIGN CRITERIA

(Also refer to the Approval Chart on page 54c.)

cULus Listing Requirements:

Mirage® Standard and Quick Response Concealed Pendent Sprinklers VK462 and VK463 are cULus Listed for installation in accordance with the latest edition of NFPA 13 for standard coverage pendent spray sprinklers as indicated below.

- For hazard occupancies up to and including Ordinary Hazard, Group II.
- Protection areas and maximum spacing shall be in accordance with the tables provided in NFPA 13. Maximum spacing allowed is 15 ft. (4.6 m).
- Minimum spacing allowed is 6 ft. (1.8 m) unless baffles are installed in accordance with NFPA 13.
- Minimum distance from walls is 4 in. (102 mm).
- Maximum distance from walls shall be no more than one-half of the allowable distance between sprinklers. The distance shall be measured perpendicular to the wall.
- The sprinkler obstruction rules contained in NFPA 13 for standard coverage pendent spray sprinklers must be followed.

NOTE: Concealed sprinklers must be installed in neutral or negative pressure plenums only.

FM Approval Requirements: Mirage® Concealed Pendent Sprinkler VK462 is FM Approved as a standard response standard spray sprinkler as indicated in the Approval Chart for hazard occupancies up to and including Ordinary Hazard, Group II. For installation in accordance with the latest applicable FM Loss Prevention Data Sheets (including 2-8N) and Technical Advisory Bulletins. FM Global Loss Prevention Data Sheets and Technical Advisory Bulletins contain guidelines relating to, but not limited to: minimum water supply requirements, hydraulic design, ceiling slope and obstructions, minimum and maximum allowable spacing, and deflector distance below the ceiling.

NOTE: The FM installation guidelines may differ from cULus and/or NFPA criteria.

IMPORTANT: Always refer to Bulletin Form No. F_091699 - Care and Handling of Sprinklers. Also refer to page SR1-3 or QR1-3 for general care, installation, and maintenance information. Viking sprinklers are to be installed in accordance with the latest edition of Viking technical data, the appropriate standards of NFPA, FM Global, LPCB, APSAD, VdS or other similar organizations, and also with the provisions of governmental codes, ordinances, and standards, whenever applicable.



Identification of Custom Paint Color:

All custom color painted cover plates will have an identifying label affixed to the inside of the cover that indicates custom color and will have a representative sample (a paint dot) of the paint on the label.

Figure 1: Identification of Custom Paint Color for Concealed Covers

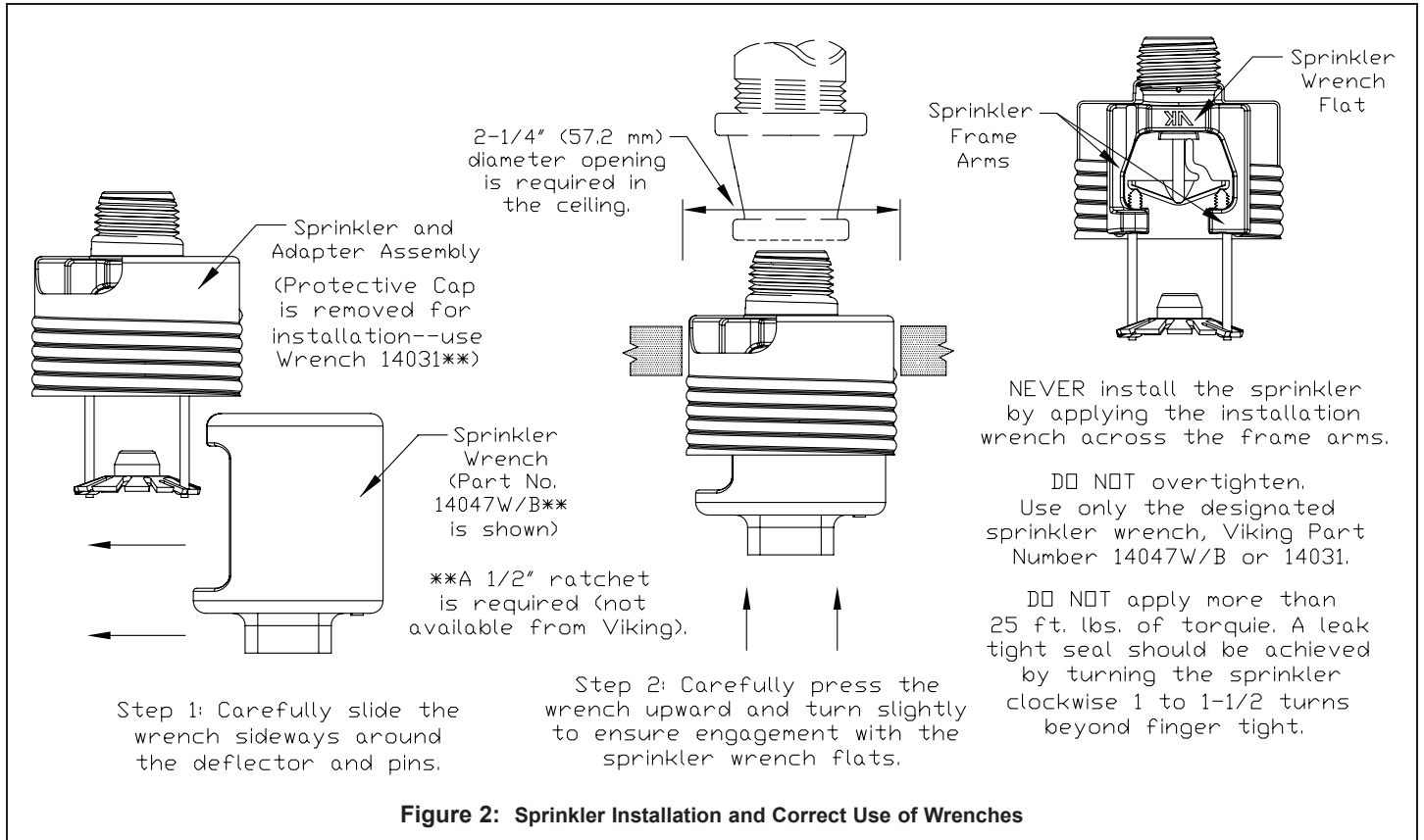


TECHNICAL DATA

MIRAGE® STANDARD AND QR CONCEALED PENDENT SPRINKLER VK462 AND HP SPRINKLER VK463 (K5.6)

The Viking Corporation, 210 N Industrial Park Road, Hastings MI 49058

Telephone: 269-945-9501 Technical Services 877-384-5464 Fax: 269-945-4495 Email: techsvcs@vikingcorp.com



**THIS PAGE
INTENTIONALLY
LEFT BLANK**